

WHAT ARE INVASIVE SPECIES?

An invasive species is an organism that causes ecological harm in a new environment where it is not native. Invasive species alter habitats, reduce biodiversity and negatively impact our economy. They can change or destroy ecosystems by competing with native species, causing threatened and endangered species to go extinct. **HOWEVER**, while invasive species are harmful to habitats that they are not indigenous to, they are integral to the ecosystem of habitats they are native to. This means that a species can be invasive in one area, yet beneficial in their native environment.

TODAY'S SPECIES



MULTIFLORA ROSE

- Blooms May through June

Removal: Best removed when fully bloomed (late spring/early summer) by repeatedly cutting, digging, or pulling out MFR.



JAPANESE KNOTWEED

- Blooms late summer (late Aug-early Sept)

Removal: Smaller plants are best removed by hand pulling/digging, while larger plants are best controlled by smothering in early summer.



MUGWORT

- Blooms from July to late September

Removal: Best removed by smothering or repeatedly pulling at the roots.



PORCELAIN BERRY

- Blooms mid-summer

Removal: Best removed by hand pulling or severing vines at the base of a tree in mid-summer (before fruiting)

METHODS:



PULLING




CUTTING



COVERING



DIGGING



• Burning Bush

OTHER COMMON SPECIES IN WESTCHESTER COUNTY

• Wineberry




• Bittersweet



• Honeysuckle



• Tree of Heaven



• Barberry


STOPPING THE SPREAD



Boot brush

Remove any mud, seeds or plant matter from your clothes & shoes after hiking. Use a boot brush station located in some of our parks!

Check out **PlayCleanGo**, an organization dedicated to spreading awareness on the spread of invasive plants



Boat cleanup

After using your boat & fishing gear in a body of water, be sure to rinse them off & dry them before bringing them to another body of water.



Check your tires!

When traveling, rinse off or check the wheels of your car, bike, campers, etc, for any unwelcome creatures!

Dogs also often carry invasive species, so be sure to clean off their paws & fur after each walk.



IMPACTS OF INVASIVE SPECIES

ENVIRONMENTAL

- Outcompetes native species for limited resources
- Reduces biodiversity

ECONOMIC

- Reduces tourism
- Higher utility bills, taxes & maintenance costs
- Reduces property values
- Overgrows roads, railways & power lines
- Approximately 120 billion dollars are spent annually on damage caused by invasive species

SOCIAL

- Reduces recreational opportunities: swimming, boating, fishing, hiking, camping, etc.
- Causes health problems

DOWNLOAD SEEK BY iNATURALIST



SEEK uses the power of image recognition technology to identify the plants and animals all around you.

All data sent to iNaturalist is used by organizations like PRISM who prioritize, study, and plan removal and management projects with the data.



To download SEEK:

Simply search "Seek" on the app store and hit download! To identify a species, open up the app and snap a picture on the SEEK camera!



Volunteer Enrichment Series

These events are designed for individuals who have volunteered with WPF in the past and are looking to gain a deeper understanding about our parks.

IF YOU'D LIKE TO LEARN MORE ABOUT INVASIVE PLANT MANAGEMENT AND OTHER TOPICS IN OUR VOLUNTEER ENRICHMENT SERIES, VISIT [HTTPS://WESTCHESTERPARKSFUNDATION.EVENTBRITE.COM/](https://westchesterparksfoundation.eventbrite.com/) OR EMAIL VOLUNTEER@THEWPF.ORG